






















Ticker	Rentabilidad (*)	Volatilidad	Draw-Down
Bitcoin	153.11% 	60.29% 	-52.11% 
Ethereum	207.28% 	79.67% 	-60.94% 
Ripple	74.37% 	96.01% 	-69.83% 
Bitcoin Cash	89.53% 	84.84% 	-69.60% 
Binance	105.14% 	73.98% 	-64.04% 
Litecoin	138.37% 	79.35% 	-62.02% 
ACCU	126.59% 	68.77% 	-61.69% 

(*) Rentabilidad Media Diaria Anualizada